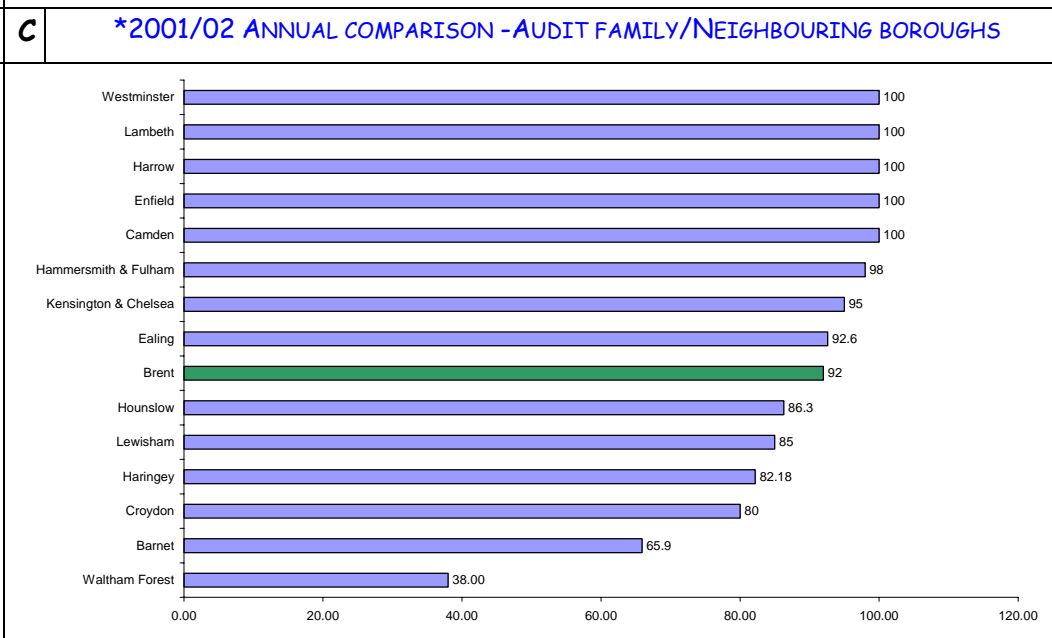
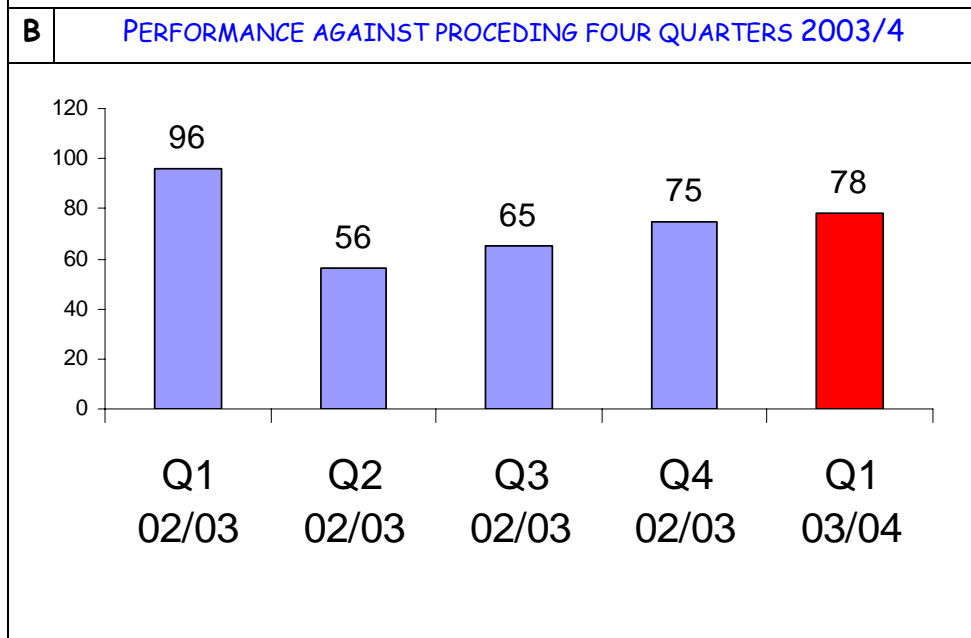
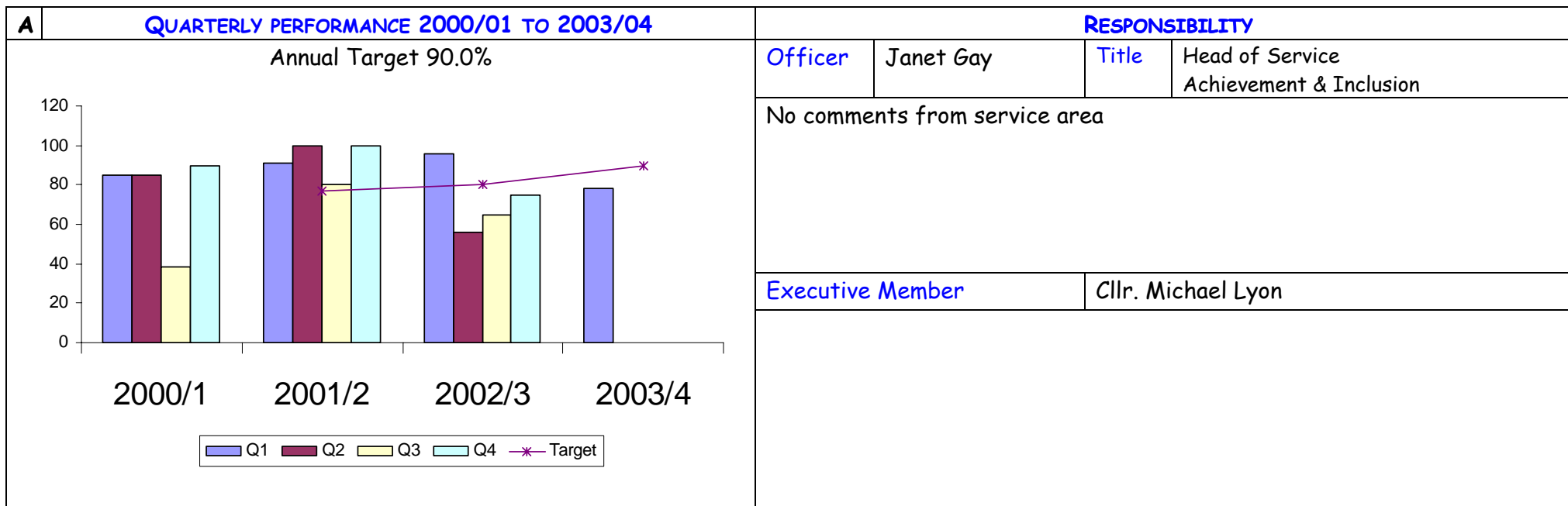
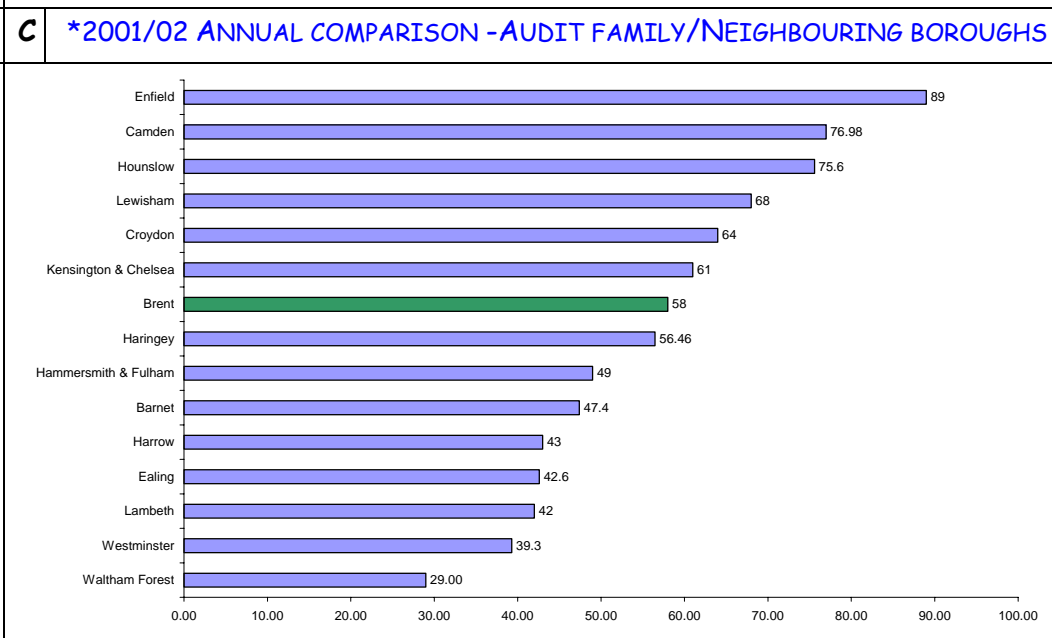
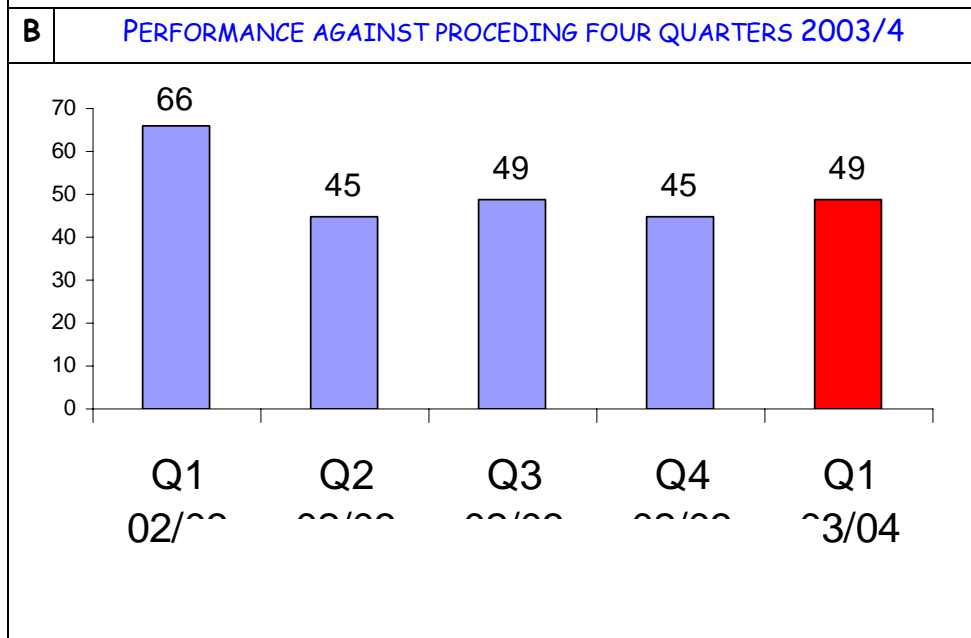
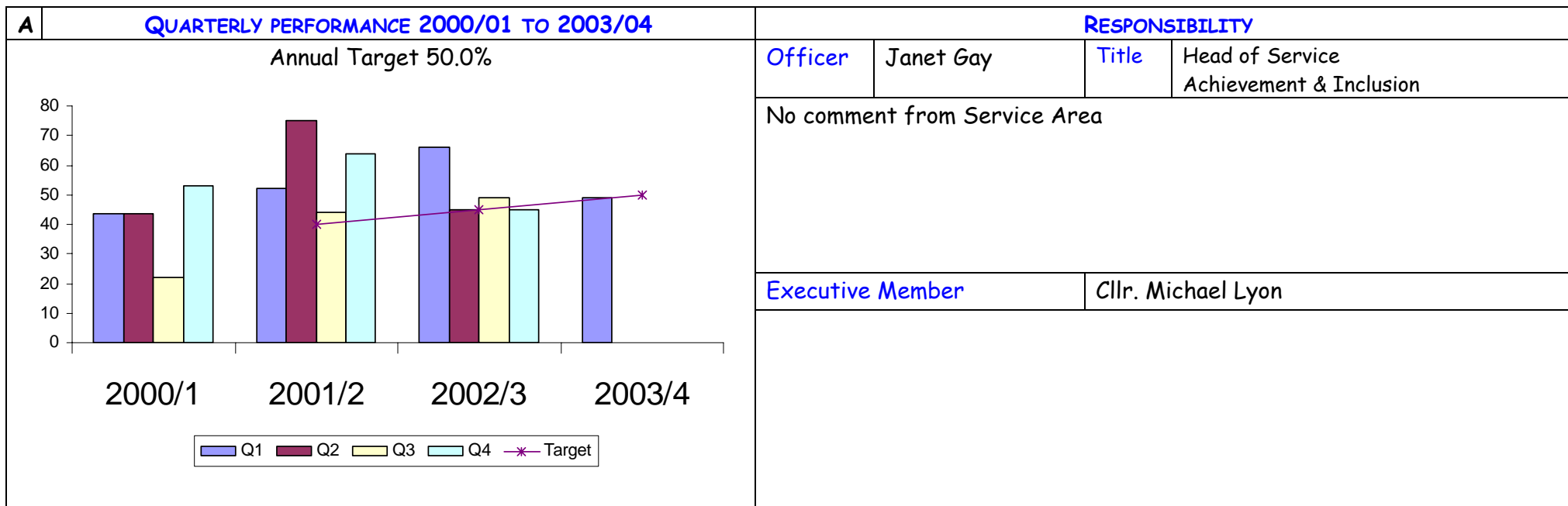


**BV 43a SENs in 18 weeks without exceptions**  
**DIRECTOR JOHN CHRISTIE**



**BV 43b SENs in 18 weeks with exceptions**  
**DIRECTOR JOHN CHRISTIE**



**BV 44 Number of pupils permanently excluded / 1000**

**DIRECTOR JOHN CHRISTIE**

<p><b>A</b> <b>QUARTERLY PERFORMANCE 2000/01 TO 2003/04</b></p> <p>Annual Target 1.20</p> <p>2000/1    2001/2    2002/3    2003/4</p> <p>Legend: Q1 (blue), Q2 (red), Q3 (yellow), Q4 (green), * Target (purple)</p>	<p><b>RESPONSIBILITY</b></p> <table border="1"> <tr> <td><b>Officer</b></td> <td>Paul Roper</td> <td><b>Title</b></td> <td>Head of Pupil Referral Services</td> </tr> </table> <p>There is no historic data currently available as this indicator has in the past only been reported as an annual figure. The number of exclusions in this quarter is 19, based on the PLASC (Pupil level annual school census) findings with Brent having a pupil base of 39586.</p> <table border="1"> <tr> <td><b>Executive Member</b></td> <td>Cllr. Michael Lyon</td> </tr> </table>	<b>Officer</b>	Paul Roper	<b>Title</b>	Head of Pupil Referral Services	<b>Executive Member</b>	Cllr. Michael Lyon
<b>Officer</b>	Paul Roper	<b>Title</b>	Head of Pupil Referral Services				
<b>Executive Member</b>	Cllr. Michael Lyon						
<p><b>B</b> <b>PERFORMANCE AGAINST PRECEDING FOUR QUARTERS 2003/4</b></p> <p>0    0    0    0    0.05</p> <p>Q1 02/00    Q2 03/00    Q3 03/00    Q4 03/00    Q1 03/04</p>	<p><b>C</b> <b>*2001/02 ANNUAL COMPARISON - AUDIT FAMILY/NEIGHBOURING BOROUGHES</b></p> <p>Lewisham 3.19 Croydon 2.8 Harrow 2.4 Hammersmith &amp; Fulham 2.4 Brent 1.98 Westminster 1.83 Hounslow 1.55 Kensington &amp; Chelsea 1.5 Enfield 1.49 Waltham Forest 1.47 Camden 1.35 Lambeth 1.16 Barnet 1.16 Haringey 1 Ealing 0.84</p>						

**BV 117 Visits to public library premises**  
**DIRECTOR JOHN CHRISTIE**

<p><b>A</b> <b>QUARTERLY PERFORMANCE 2000/01 TO 2003/04</b></p> <p>Annual Target 7.6</p> <p>Legend: Q1 (blue), Q2 (red), Q3 (yellow), Q4 (cyan), * Target (purple line)</p>	<p><b>RESPONSIBILITY</b></p> <table border="1"> <tr> <td><b>Officer</b></td> <td>Marion Locke</td> <td><b>Title</b></td> <td>Head of Library Service Lifelong Learning &amp; Cultural Services</td> </tr> </table> <p>Currently the historic data is incomplete, however it is expected to be available for the next report              This indicator reflects the number of physical visits per 1,000 population and is based on a one week sample carried out during the year.</p> <table border="1"> <tr> <td><b>Executive Member</b></td> <td>Cllr. Michael Lyon</td> </tr> </table>	<b>Officer</b>	Marion Locke	<b>Title</b>	Head of Library Service Lifelong Learning & Cultural Services	<b>Executive Member</b>	Cllr. Michael Lyon
<b>Officer</b>	Marion Locke	<b>Title</b>	Head of Library Service Lifelong Learning & Cultural Services				
<b>Executive Member</b>	Cllr. Michael Lyon						
<p><b>B</b> <b>PERFORMANCE AGAINST PRECEDING FOUR QUARTERS 2003/4</b></p>	<p><b>C</b> <b>*2001/02 ANNUAL COMPARISON - AUDIT FAMILY/NEIGHBOURING BOROUGHES</b></p>						

**VS 502 Pupil attendance figures**  
**DIRECTOR JOHN CHRISTIE**

<b>A</b>	<b>QUARTERLY PERFORMANCE 2000/01 TO 2003/04</b>	<b>RESPONSIBILITY</b>			
Annual Target           To follow		Officer	Johnathan Braham	Title	Service Manager Achievement & Inclusion
		This is a new indicator which has been set up to gauge attendance rates and as yet no data is available to report. It is expected that data will be available for the next report			
		Executive Member		Cllr. Michael Lyon	
<b>B</b>	<b>PERFORMANCE AGAINST PROCEEDING FOUR QUARTERS 2003/4</b>	<b>C</b>	<b>*2001/02 ANNUAL COMPARISON -AUDIT FAMILY/NEIGHBOURING BOROUGHS</b>		
To follow		No comparison data available			

**VS 503 Define new local measure for use of youth service**  
**DIRECTOR JOHN CHRISTIE**

A	QUARTERLY PERFORMANCE 2000/01 TO 2003/04	RESPONSIBILITY			
	Annual Target	Officer	Elizabeth Rand-Reeves	Title	Head of Yth Vol Sec Sup Serv Lifelong Learning & Cultural Services
	To follow	This is a newly established indicator as as yet no data is available to report.			
		Executive Member	Cllr. Michael Lyon		
B	PERFORMANCE AGAINST PROCEEDING FOUR QUARTERS 2003/4	C	*2001/02 ANNUAL COMPARISON -AUDIT FAMILY/NEIGHBOURING BOROUGHs		
	To follow		No comparison data available		